

4

3

2

1

PARTS LIST

ITEM	QTY	PART NUMBER	DESCRIPTION
1	1	7100-0610	Engine Plate_Mono_Bottom
2	1	7100-0660	Engine Plate_Mono_Top
3	1	7100-9030	C_E Box Spacer Plate
4	4	6309K33	Vibration Isolator
5	4	M10 x 30	Hex Screw - Metric
6	4	M10 Lock	Helical spring lock washer
7	8	AN4-12A	1/4"-28 x 1 1/4"
8	4	AN6-22A	3/8"-24 x 2 1/4"
9	16	AN960-416	1/4" Flat Washer x .062"
10	8	MS21042-4	1/4"-28 Stop Nut
11	4	AN960-616	3/8" Flat Washer x .062"
12	4	AN970-6	3/8" Fender Washer x .062"
13	4	AN365-624A	3/8"-24 Nylon Insert Lock Nut

B

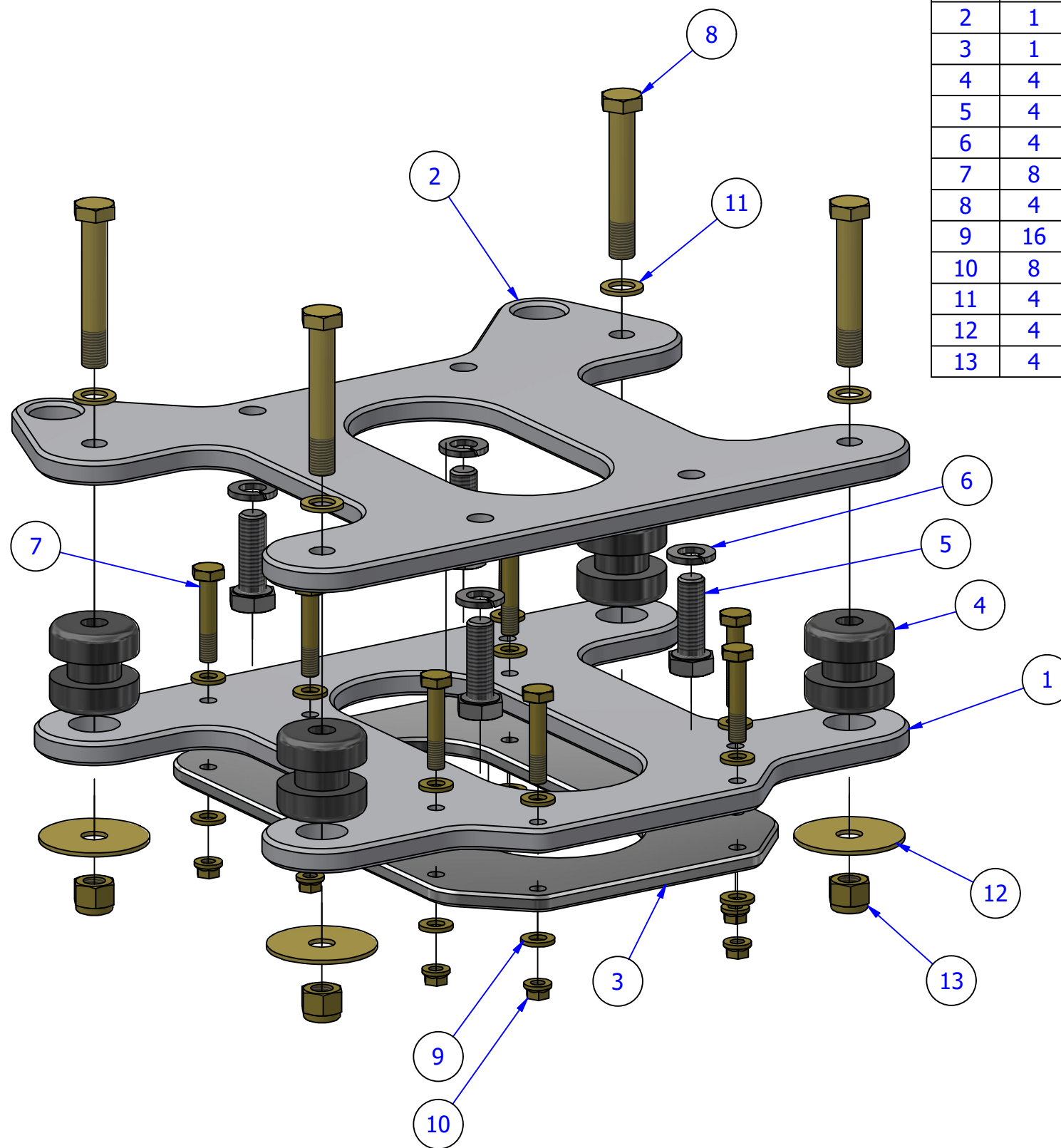
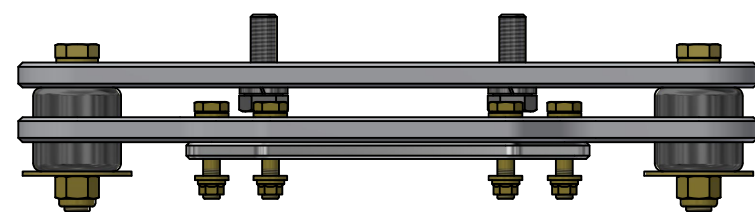

B

A

A

A

A



PART NAME:

PART NUMBER:
Engine Mount Assy_582_E



GYRO TECHNIC
engineering the power of flight

31196 490th Street, Kasota, MN 56050
507-243-3991
sales@gyrotechinc.com www.gyrotechinc.com

THIS DRAWING AND THE INFORMATION HEREIN IS THE EXCLUSIVE PROPERTY OF GYRO TECHNIC INC AND IS NOT TO BE REPRODUCED OR USED TO MANUFACTURE ITEMS FOR USE OR SALE BY ANY OTHER PERSON OR CONCERN WITHOUT THE WRITTEN PERMISSION OF GYRO TECHNIC INC.

4

3

2

1